


Industrial Workstation with 10.4/12.1" Flat Panel Display "10-slot Passive Backplane, 2 Keypads and 250 W Power Supply"



The IWS-930 can be equipped with either a Mono, Color DSTN or TFT Flat Panel Display. Its 10-slot passive backplane offers abundant space for applications that demand many free slots.

The IWS-930's heavy-duty aluminium alloy front panel conforms to NEMA 4/12 and protects the system against corrosive substances, moisture and dust.

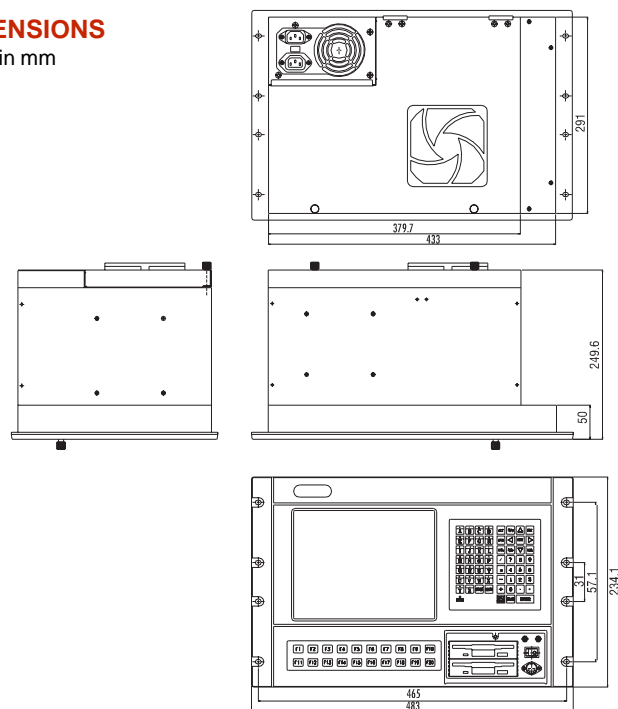
Two sealed membrane keypads are located on the front panel. A sealed dust proof door gives front access to floppy disk, keyboard connector, on/off switch and display contrast/brightness controls.

Features

- Heavy-duty NEMA 4/12 aluminium alloy front panel
- Flat Panel options :
9.4" Mono LCD, 10.4" SVGA DSTN,
10.4" or 12.1" SVGA TFT panel
- 10-slot ISA, 10-slot PCI/ISA passive backplane or standard motherboard
- 19" rackmount
- Two sealed-membrane keypads:
one with 59 data-entry keys and one with 20 function keys
- 250 W switching power supply, optional
12 V_{DC}, 24 V_{DC} or -48 V_{DC} power supply
- Front panel access to floppy disk,
keyboard connector, on/off switch and
display control
- Analog resistive touchscreen (optional)

DIMENSIONS

Units in mm



Specifications

- **Construction** : heavy-duty NEMA 4/12 aluminium alloy front panel with coated steel chassis
- **Passive Backplane** : 10-slot PCI/ISA
- **Disk Drive Housing** : two 3½" bays for FDD and two 3½" bays for HDD
- **Front Door** : dust proof foam rubber sealing
- **System Cooling** : one 64 CFM cooling fan (flow-in) on rear panel with air filter
- **Dimensions** : 483(W) x 310(H) x 239.6(D) mm
- **Weight** : 13 Kgs

FLAT PANEL DISPLAY

Flat Panel	Mono DD	Color DSTN	Color TFT	Color TFT
Size/type	9.4" VGA	10.4" VGA	10.4" SVGA	12.1" SVGA
Display area in mm.	192 (H) 144 (V)	211.2 (H) 158.5 (V)	211.2 (H) 158.4 (V)	246 (H) 184.5 (V)
Resolution	640 x 480	640 x 480	640 x 480	800 x 600
Colors	16 gray	4096	262,144	262,144

FRONT PANEL


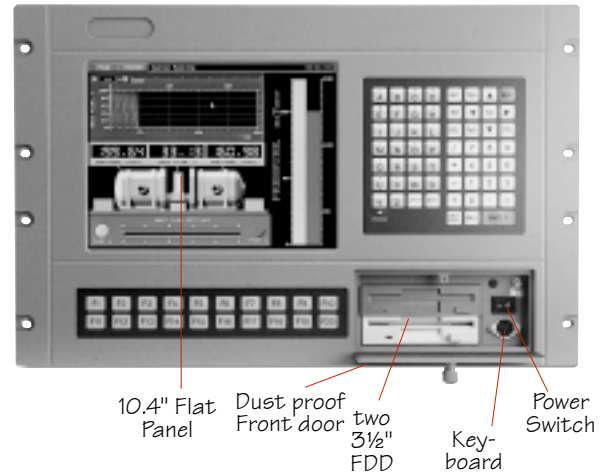
- **Keypads**: one 59 data-entry, one with 24 function keys
- **Connectors**: 5-pin D-type Keyboard connector
- **Drive Bays** : front access to two 3½" FDD drives
- **Control** : power on/off, display brightness/contrast
- **Indicators**: power-on LED

POWER SUPPLY

Power Supply	Input Voltage	Maximum Output Current			
		+5V	+12V	-5V	-12V
Universal/250W	85~265V _{AC}	24A	10A	0.5A	0.7A
-48V _{DC} / 250 W	-40~-65V _{DC}	25A	8A	1A	2A
+24V _{DC} / 250 W	+19~+30V _{DC}	25A	6A	1A	2A
+12V _{DC} / 160 W	+8.5~+16V _{DC}	20A	4A	0.5A	0.5A

ENVIRONMENTAL

- **Operating Temperature** : 32~122°F (0~50°C)
- **Relative Humidity** : 5~95%, non-condensing
- **Altitude** : 10,000 feet (3000 meters)
- **Vibration** : 5~17 Hz, 0.1" double-amplitude displacement
17~500 Hz, 1.5G peak-to-peak
- **Shock** : 10 G peak acceleration (11 msec duration)
- **Safety** : meets UL/CSA/TÜV
- **EMI** : meets FCC/VD E Class A



Ordering

- ❑ **IWS-930TS** : Workstation with 10.4" TFT SVGA Display includes : PCI/ISA backplane, 4 ISA, 4 PCI, 2 PICMG PCI SVGA Card, 1 MB installed, one 3½" FDD, 1.44 MB Universal 250 W power supply, 85~265 V_{AC}
- ❑ **IWS-932TS2** : Workstation with with 12.1" TFT SVGA Display includes : same as IWS-950TS
- ❑ **IWS-932TSL** : Workstation with "Long Life" 10.4" TFT SVGA Display includes : same as IWS-950TS
- ❑ **IWS-930DV** : Workstation with 10.4" DSTN VGA Display includes : ISA backplane, 10 slots ISA VGA Card, 1 MB installed, one 3½" FDD, 1.44 MB Universal 250 W power supply, 85~265 V_{AC}
- ❑ **IWS-930MV** : Workstation with 9.4" Mono VGA Display includes : same as IWS-950DV
Optional Touchscreen